

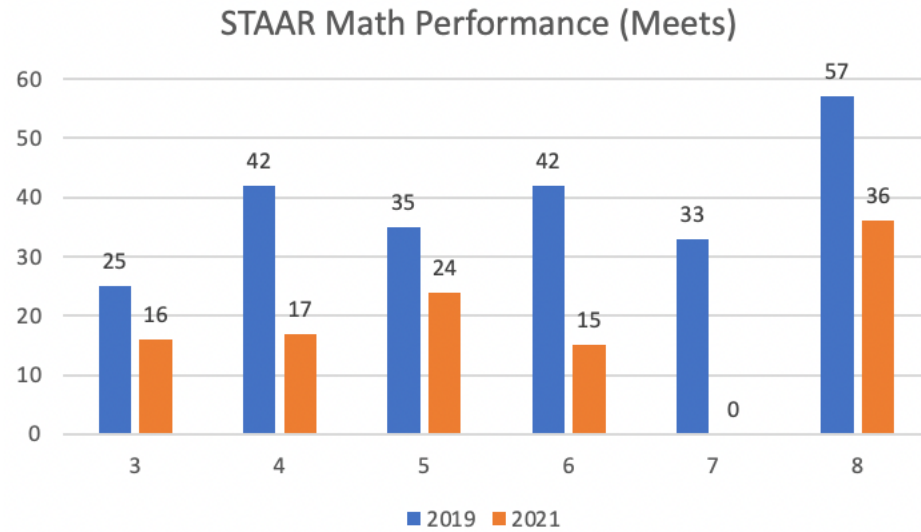


2022 – 2023
EXCELLENCE IN LEADERSHIP ACADEMY
BOARD OF DIRECTORS
DISTRICT OBJECTIVES / PERFORMANCE GOALS

GOALS	CURRENT PERFORMANCE	BY 2025																					
EARLY LITERACY (Reading)	<p style="text-align: center;">STAAR Reading Performance (Meets)</p> <table border="1" style="margin-left: auto; margin-right: auto;"> <caption>STAAR Reading Performance (Meets) Data</caption> <thead> <tr> <th>Grade</th> <th>2019</th> <th>2021</th> </tr> </thead> <tbody> <tr> <td>3</td> <td>29</td> <td>13</td> </tr> <tr> <td>4</td> <td>31</td> <td>18</td> </tr> <tr> <td>5</td> <td>35</td> <td>36</td> </tr> <tr> <td>6</td> <td>42</td> <td>21</td> </tr> <tr> <td>7</td> <td>60</td> <td>23</td> </tr> <tr> <td>8</td> <td>43</td> <td>64</td> </tr> </tbody> </table>	Grade	2019	2021	3	29	13	4	31	18	5	35	36	6	42	21	7	60	23	8	43	64	<p>Goal = 70% by 2025 Percent of students in grade 3 demonstrating early literacy as measured by Meets Grade Level performance on STAAR Reading.</p>
Grade	2019	2021																					
3	29	13																					
4	31	18																					
5	35	36																					
6	42	21																					
7	60	23																					
8	43	64																					

<p style="text-align: center;">SCIENTIFIC UNDERSTANDING (Science)</p>	<p style="text-align: center;">STAAR Science Performance (Meets)</p> <table border="1"> <thead> <tr> <th>Grade</th> <th>2019</th> <th>2021</th> </tr> </thead> <tbody> <tr> <td>5</td> <td>35</td> <td>7</td> </tr> <tr> <td>8</td> <td>14</td> <td>27</td> </tr> </tbody> </table>	Grade	2019	2021	5	35	7	8	14	27	<p style="text-align: center;">Goal = 60% by 2025 Percent of students in grade 8 demonstrating scientific understanding as measured by Meets Grade Level performance on STAAR Science.</p>
Grade	2019	2021									
5	35	7									
8	14	27									
<p style="text-align: center;">HISTORICAL UNDERSTANDING (Social Studies)</p>	<p style="text-align: center;">STAAR Science Performance (Meets)</p> <table border="1"> <thead> <tr> <th>Grade</th> <th>2019</th> <th>2021</th> </tr> </thead> <tbody> <tr> <td>8</td> <td>14</td> <td>36</td> </tr> </tbody> </table>	Grade	2019	2021	8	14	36	<p style="text-align: center;">Goal = 65% by 2025 Percent of students in grade 8 demonstrating historical understanding as measured by Meets Grade Level performance on STAAR Social Studies.</p>			
Grade	2019	2021									
8	14	36									

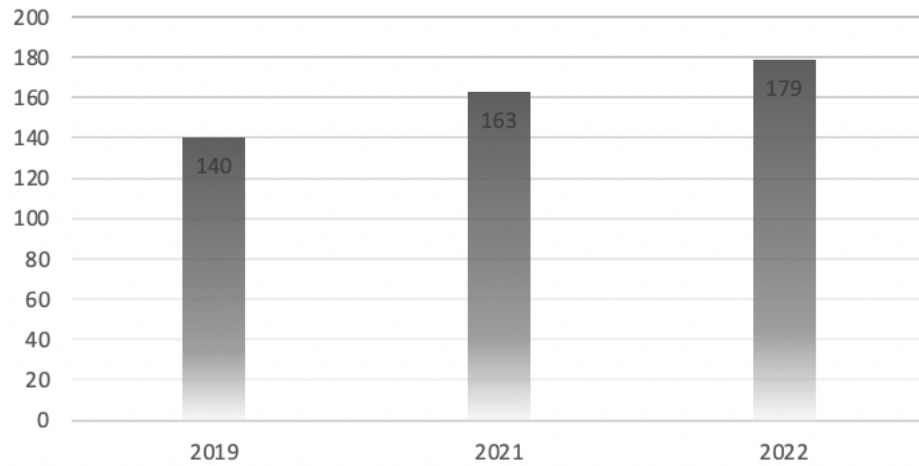
**MATHEMATICAL PROFICIENCY
(Math)**



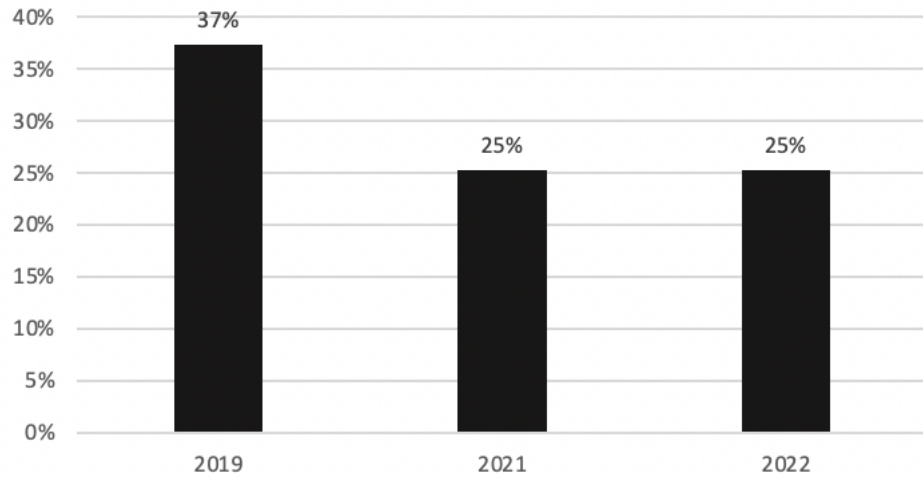
Goal = 65% by 2025
Percent of students in grade 3 demonstrating mathematical proficiency as measured by Meets Grade Level performance by the end of grade 8 on STAAR Math.

ENGLISH LANGUAGE ACQUISITION

TELPAS PARTICIPATION (TESTED)

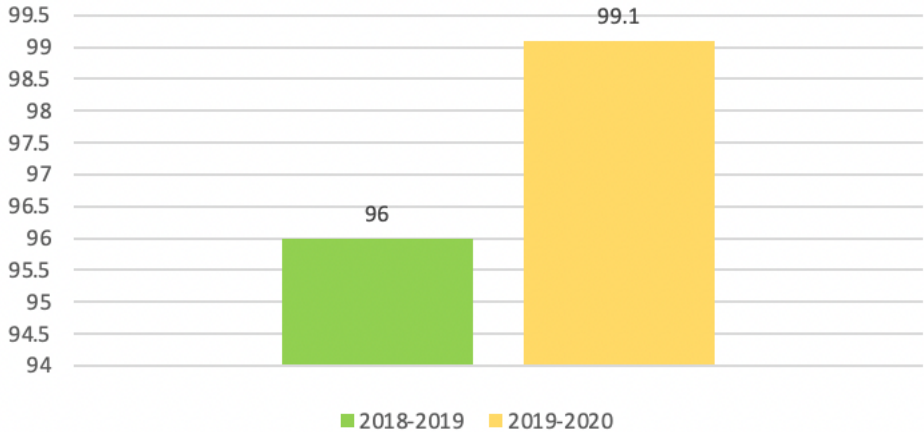


TELPAS: Progress > 1 Level



Goal = 76% by 2025

Percent of Emergent Bilingual (EB) students demonstrating English language acquisition by means of Progress \geq 1 Level, as measured by yearly progress indicator on the Texas English Language Proficiency Assessment System (TELPAS)

STAFF RETENTION	<p>Consider methods to recruit, retain and reward staffing to assure we maintain stability and remain competitive with neighboring districts. Explore and adopt ideas that will minimize the need to fill vacancies.</p>	<p>Goal = 98% by 2025 Percent of staff retention at ELA will increase as measured by school data reporting.</p>						
INSTRUCTIONAL PROGRAMS	<p>To date, no high school credit courses have been offered to students at ELA. In an effort to remain competitive with neighboring school districts and readily prepare our students for high school, ELA will seek opportunities to offer courses that are TEKS based and will allow for students in grade 8 to acquire high school credit (i.e., Music, Art, Algebra I, History, Biology, Spanish).</p>	<p>Goal = 50% by 2025 Percent of instructional program offerings and student participation will increase, earning high school credit(s)</p>						
STUDENT ATTENDANCE	<p style="text-align: center;">ATTENDANCE RATE (Source: TAPR 2021-2022)</p>  <table border="1" style="margin-left: auto; margin-right: auto;"> <thead> <tr> <th>Year</th> <th>Attendance Rate (%)</th> </tr> </thead> <tbody> <tr> <td>2018-2019</td> <td>96</td> </tr> <tr> <td>2019-2020</td> <td>99.1</td> </tr> </tbody> </table>	Year	Attendance Rate (%)	2018-2019	96	2019-2020	99.1	<p>Goal = 98% by 2025 Percent of student attendance will increase to 98% as measured PEIMS reporting data.</p>
Year	Attendance Rate (%)							
2018-2019	96							
2019-2020	99.1							

<p style="text-align: center;">FINANCIAL PERFORMANCE</p>	<p style="text-align: center;">Charter FIRST Ratings</p> <table border="1" style="margin-left: auto; margin-right: auto;"> <thead> <tr> <th>Year</th> <th>Score</th> </tr> </thead> <tbody> <tr> <td>2017-2018</td> <td>100</td> </tr> <tr> <td>2018-2019</td> <td>98</td> </tr> <tr> <td>2019-2020</td> <td>96</td> </tr> <tr> <td>2020-2021</td> <td>100</td> </tr> <tr> <td>2021-2022</td> <td>100</td> </tr> </tbody> </table>	Year	Score	2017-2018	100	2018-2019	98	2019-2020	96	2020-2021	100	2021-2022	100	<p style="text-align: center;">Goal = 'A' by 2025 Superior 'A' rating will be maintained as measured by Charter FIRST</p>
Year	Score													
2017-2018	100													
2018-2019	98													
2019-2020	96													
2020-2021	100													
2021-2022	100													
<p style="text-align: center;">PARENTAL INVOLVEMENT</p>	<p style="text-align: center;">Increase parental involvement by offering increased opportunities to allow for parents to be educated and actively involved in the child's education (i.e., academic nights, fairs, festivals, volunteering, recognition days, etc.).</p>	<p style="text-align: center;">Goal = 98% by 2025 Percent of parent participation will increase as measured by parental engagement activities offered throughout the school year.</p>												
<p style="text-align: center;">FACILITIES PLAN</p>	<p style="text-align: center;">Seek opportunities to expand existing facilities to allow room for growth in enrollment and programs. Such can be done by exploring land acquisition and/or facilities equipped to support teaching and learning.</p>	<p style="text-align: center;">Goal by 2025 Acquire land and/or facilities to accommodate expansion and growth in enrollment as measured by investments and PEIMS reporting</p>												