



EXCELLENCE IN LEADERSHIP ACADEMY

2023 - 2024

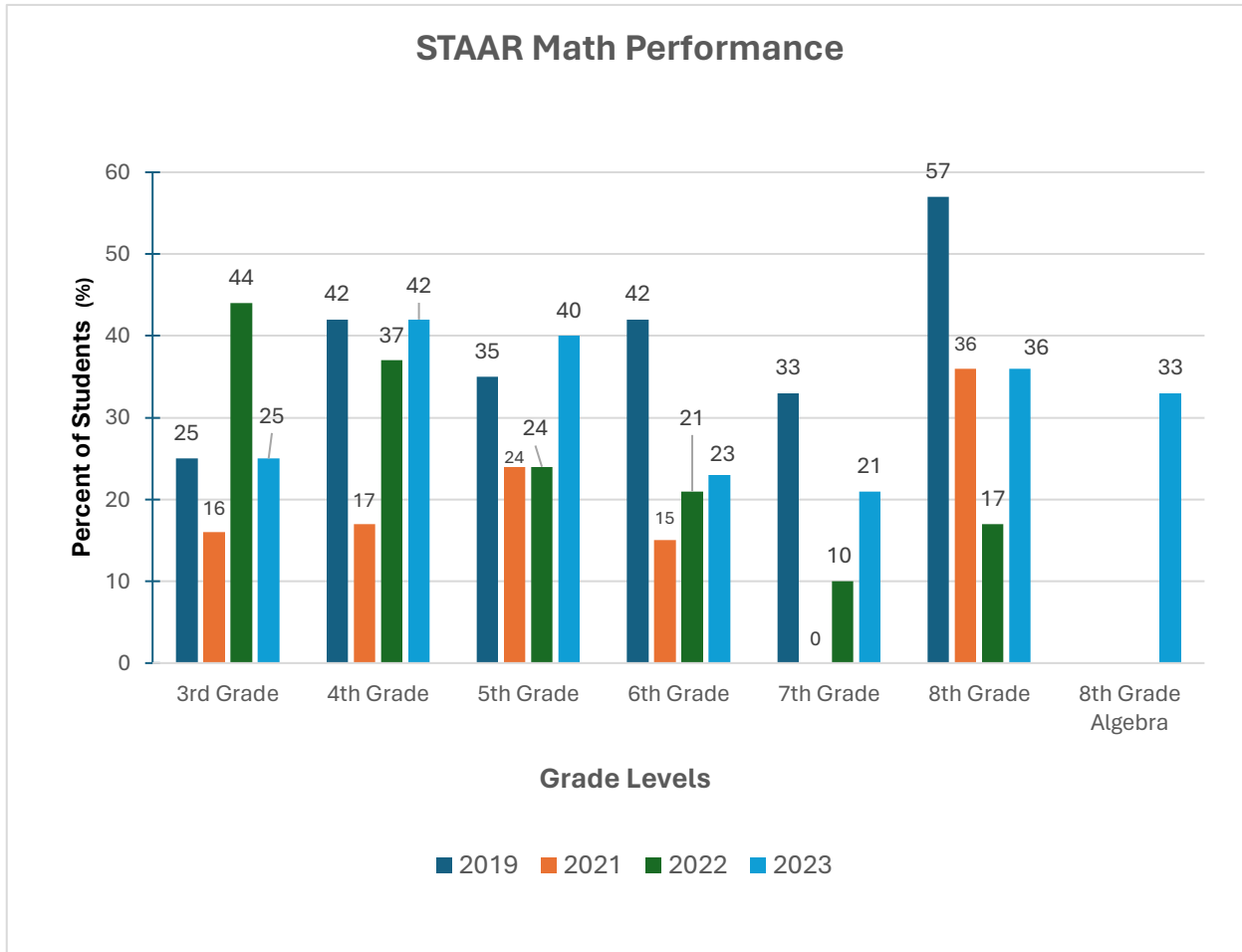
BOARD OF DIRECTORS

DISTRICT OBJECTIVES / PERFORMANCE GOALS



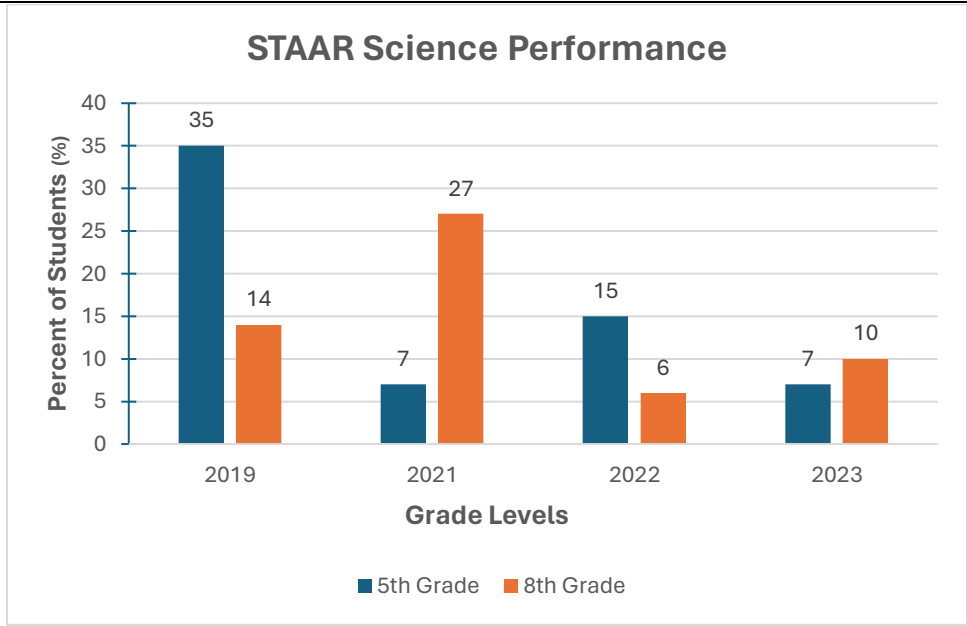
Goals	Current Performance	By: 2025																																			
<p style="text-align: center;">Early Literacy (Reading)</p>	<p style="text-align: center;">STAAR Reading Performance</p> <table border="1"> <caption>STAAR Reading Performance Data</caption> <thead> <tr> <th>Grade Level</th> <th>2019</th> <th>2021</th> <th>2022</th> <th>2023</th> </tr> </thead> <tbody> <tr> <td>3rd Grade</td> <td>29</td> <td>13</td> <td>44</td> <td>25</td> </tr> <tr> <td>4th Grade</td> <td>31</td> <td>18</td> <td>49</td> <td>42</td> </tr> <tr> <td>5th Grade</td> <td>35</td> <td>36</td> <td>50</td> <td>43</td> </tr> <tr> <td>6th Grade</td> <td>42</td> <td>21</td> <td>41</td> <td>46</td> </tr> <tr> <td>7th Grade</td> <td>60</td> <td>23</td> <td>34</td> <td>22</td> </tr> <tr> <td>8th Grade</td> <td>43</td> <td>64</td> <td>44</td> <td>40</td> </tr> </tbody> </table>	Grade Level	2019	2021	2022	2023	3rd Grade	29	13	44	25	4th Grade	31	18	49	42	5th Grade	35	36	50	43	6th Grade	42	21	41	46	7th Grade	60	23	34	22	8th Grade	43	64	44	40	<p style="text-align: center;">Goal = 70% of students in grade 3, demonstrating early literacy as measured by Meets Grade Level performance on STAAR Reading.</p>
Grade Level	2019	2021	2022	2023																																	
3rd Grade	29	13	44	25																																	
4th Grade	31	18	49	42																																	
5th Grade	35	36	50	43																																	
6th Grade	42	21	41	46																																	
7th Grade	60	23	34	22																																	
8th Grade	43	64	44	40																																	

Mathematical Proficiency (Math)



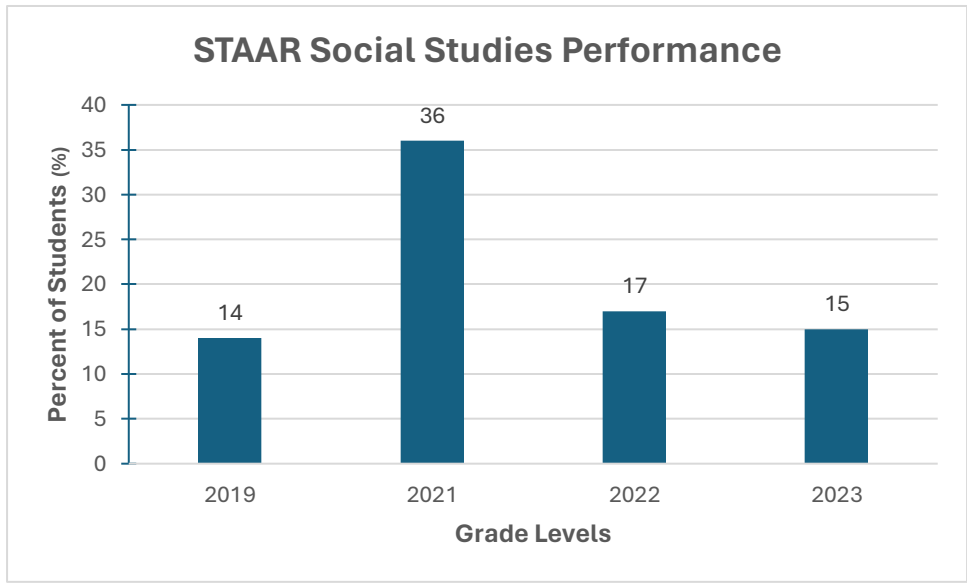
Goal = 65%
of students in grade 3
demonstrating
mathematical
proficiency as
measured by Meets
Grade Level
performance by the
end of grade 8 STAAR
Math/EOC.

**Scientific Understanding
(Science)**



Goal = 60%
of students in grade 8,
demonstrating scientific
understanding as measured by
Meets Grade Level
performance on STAAR
Science.

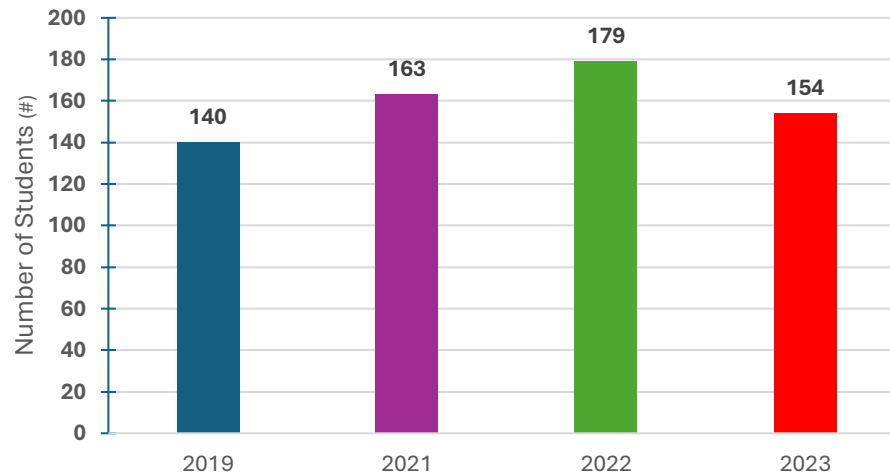
**Historical Understanding
(Social Studies)**



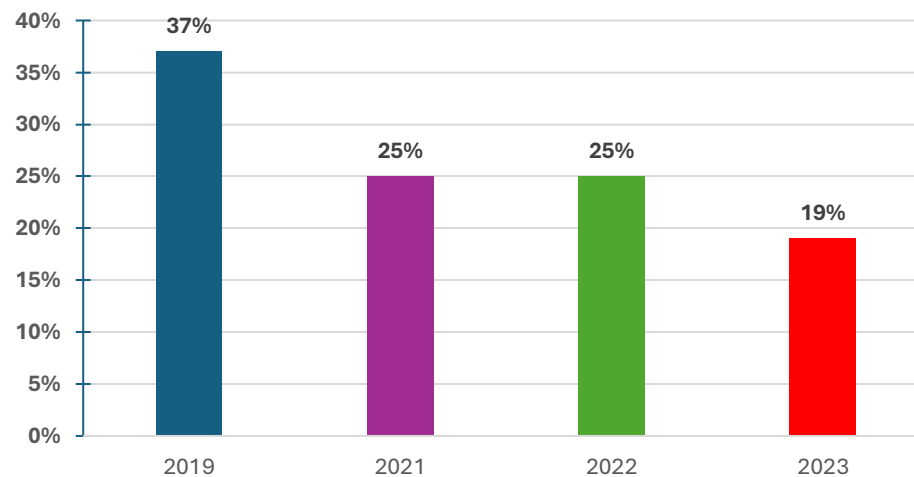
Goal = 65%
of students in grade 8,
demonstrating historical
understanding as measured by
Meets Grade Level
performance on STAAR Social
Studies.

English Language Acquisition

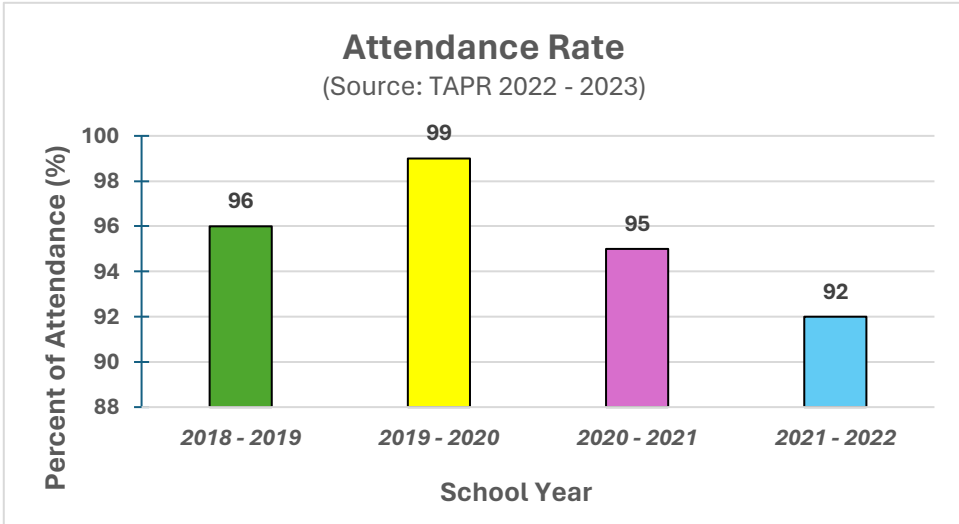
TELPAS Participation (Tested)



TELPAS: Progress > 1 Level



Goal = 76%
of Emergent Bilingual (EB)
students demonstrating
English language
acquisition by means of
Progress > 1 level, as
measured by yearly
progress indicator on the
Texas English Language
Proficiency Assessment
System (TELPAS)

<p style="text-align: center;">Staff Retention</p>	<p>Consider methods to recruit, retain and reward staffing to assure we maintain stability and remain competitive with neighboring districts. Explore and adopt ideas that will minimize the need to fill vacancies.</p>	<p style="text-align: center;">Goal = 98% of staff retention at ELA will increase as measured by school data reporting.</p>										
<p style="text-align: center;">Instructional Programs</p>	<p>To date, an Algebra I course for high school credit has been offered as well as CBE for Spanish I and II. In an effort to remain competitive with neighboring school districts and readily prepare our students for high school, ELA will seek more high school course opportunities that are TEKS based and will allow for 8th grade students to acquire high school credit (i.e., Music, Art, Algebra I, History, Biology, Spanish).</p>	<p style="text-align: center;">Goal = 50% of instructional program offerings and student participation will increase, earning high school credit(s)</p>										
<p style="text-align: center;">Student Attendance</p>	<div style="text-align: center;"> <p>Attendance Rate (Source: TAPR 2022 - 2023)</p>  <table border="1" style="margin-left: auto; margin-right: auto;"> <thead> <tr> <th>School Year</th> <th>Percent of Attendance (%)</th> </tr> </thead> <tbody> <tr> <td>2018 - 2019</td> <td>96</td> </tr> <tr> <td>2019 - 2020</td> <td>99</td> </tr> <tr> <td>2020 - 2021</td> <td>95</td> </tr> <tr> <td>2021 - 2022</td> <td>92</td> </tr> </tbody> </table> </div>	School Year	Percent of Attendance (%)	2018 - 2019	96	2019 - 2020	99	2020 - 2021	95	2021 - 2022	92	<p style="text-align: center;">Goal = 98% of student attendance will increase to 98% as measured PEIMS reporting data.</p>
School Year	Percent of Attendance (%)											
2018 - 2019	96											
2019 - 2020	99											
2020 - 2021	95											
2021 - 2022	92											

Financial Performance	<p style="text-align: center;">Charter First Raitings</p> <table border="1"> <thead> <tr> <th>School Year</th> <th>Score</th> </tr> </thead> <tbody> <tr> <td>2017 - 2018</td> <td>100</td> </tr> <tr> <td>2018 - 2019</td> <td>98</td> </tr> <tr> <td>2019 - 2020</td> <td>96</td> </tr> <tr> <td>2020 - 2021</td> <td>100</td> </tr> <tr> <td>2021 - 2022</td> <td>100</td> </tr> <tr> <td>2022 - 2023</td> <td>94</td> </tr> </tbody> </table>	School Year	Score	2017 - 2018	100	2018 - 2019	98	2019 - 2020	96	2020 - 2021	100	2021 - 2022	100	2022 - 2023	94	<p style="text-align: center;">Goal = 'A' Superior 'A' rating will be maintained as measured by Charter FIRST</p>
School Year	Score															
2017 - 2018	100															
2018 - 2019	98															
2019 - 2020	96															
2020 - 2021	100															
2021 - 2022	100															
2022 - 2023	94															
Parental Involvement	<p style="text-align: center;">Increase parental involvement by offering increased opportunities to allow for parents to be educated and actively involved in the child's education (i.e., academic nights, festivals, volunteering, recognition days, etc.).</p>	<p style="text-align: center;">Goal = 98% of parent participation will increase as measured by parental engagement activities offered throughout the school year.</p>														
Facilities Plan	<p style="text-align: center;">Seek opportunities to expand existing facilities to allow room for growth in enrollment and programs. Such can be done by exploring land acquisition and/or facilities equipped to support teaching and learning.</p>	<p style="text-align: center;">Goal: Acquire land and/or facilities to accommodate expansion and growth in enrollment as measured by investments and PEIMS reporting</p>														